MURO A



MURO B



MURO C

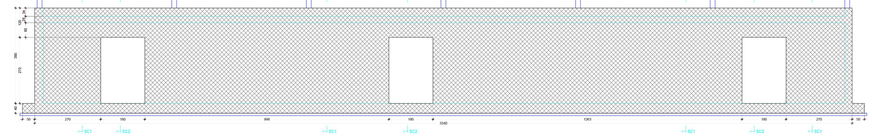

MURO D



MURO E



PALESTRA
Carpenteria e armatura muri e pilastri
Scala 1:50

SEZIONE SA1



SEZIONE SA2

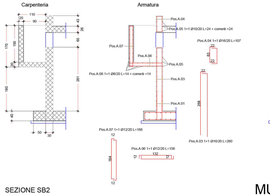

MURO F



SEZIONE SF1

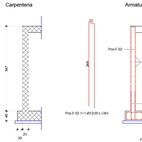

SEZIONE SF2



SEZIONE SB1



SEZIONE SB2



MURO G



SEZIONE SG1

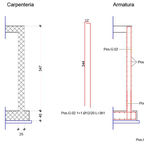

SEZIONE SC1



SEZIONE SC2

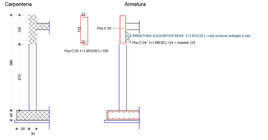

ARMATURA AGGIIUNTIVA SU APERTURE MURI

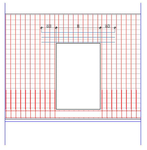

3+3 (Ø12/20) L= 80+ B + 80

Apertura L 100 armatura aggiuntiva n.=3Ø0
Apertura L 80 armatura aggiuntiva n.=2Ø12
Apertura L 90 armatura aggiuntiva n.=2Ø16

SEZIONE SD1



SEZIONE SD2

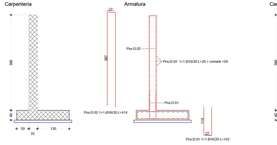

SEZIONE SD3



SEZIONE SE1

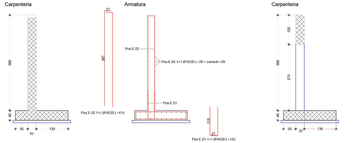

SEZIONE SE2

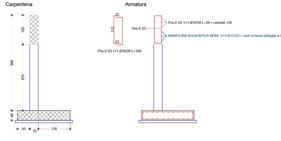

Pilastri - 40x40 - h.330

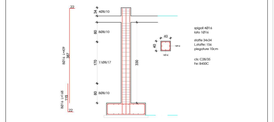

PREVEDERE SPILLE Ø8 NELLA MISURA DI 9/mq.
NOTA: QUOTE LINEARI IN CM

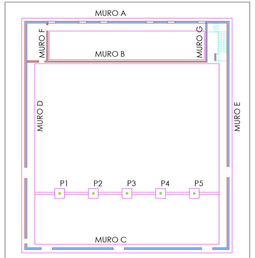

KEY MAP MURI
Scala 1:200

CARATTERISTICHE DEI MATERIALI

FONDAZIONI - Calcestruzzo C25/30 in classe di esposizione XC2 (UNI 11104)
Ferri di Armatura: Classe di consistenza B450C
Copriferro di fondazione: 35 mm; 0 mm; Cmin 25 mm; 0 mm

ELEVAZIONI MURI - Calcestruzzo C25/30 in classe di esposizione XC1 (UNI 11104)
Ferri di Armatura: Classe di consistenza B450C
Copriferro di elevazione: 25 mm; 0 mm; Cmin 15 mm; 0 mm

PRESTRESS DI PARETI - Calcestruzzo C32/37 in classe di esposizione XC1 (UNI 11104)
Ferri di Armatura: Classe di consistenza B450C
Copriferro di elevazione: 25 mm; 0 mm; Cmin 15 mm; 0 mm

ACCIAIO PER ARMATURA LENTA BASIC

NOTA:
LA PRESTAZIONE ORMIE DELLE ARMATURE DEVONO INTERVENIRE A SUPPORTO PARI A CIRCA CIASCUNO SFALSATO DI CIRCA 30 TRIMMATI
LA RIPARTIZIONE DEVE ATTENERE A CIRCA DI DEVE LA LUCE DI CAMPATA PESTRENTE PER 20 ORMATURE INFERIORE E IN PROSSIMITÀ DELLA MEZZERIA
LA LUCE DI CAMPATA PESTRENTE PER 20 ORMATURE SUPERIORE
ALMENO UNA RAMPA SUPERIORE E INFERIORE DEVONO ESTRAVERSARE IL PILASTRO INCASTRANDO LE ORDIZIONI DIFFERENZIALI

COPERTURA: RIVESTIMENTO INTERNO FONDAZIONE 0 cm; RIVESTIMENTO INTERNO PARETRE DI PARAO 0 cm; RIVESTIMENTO ESTERNO FONDAZIONE 0 cm; RIVESTIMENTO ESTERNO PARETRE DI PARAO 0 cm

NOTA:
LE QUOTE **MINORI** E LE QUOTE **DA PRECISARE DEVONO ESSERE ATTENTAMENTE VERIFICATE IN CANTIERE PRIMA DELL'ESECUZIONE DELLA OPERA**
DELL'ARTIFICIALE/ELEMENTO ED ORDINATORE.

NOTE

VERIFICARE LE QUOTE PLANIMETRICHE DELLA TIMETRICHE PRIMA DELL'ESECUZIONE DELLE LAVORAZIONI

CLASSE DI ESECUZIONE

EXC3

ACCIAIO: NOTE E PRESCRIZIONI

Classi gradi strutturali e gerarchie - piastre di collegamento fra parti strutturali
Piastre ancorte in acciaio per ancoraggio alle strutture in c.a.
Ferri

La Direzione di cantiere/ente delle prove dovrà/dovranno/ha/hanno il CCT/ verificarlo/ci/ciò/ciò/ciò